

# Focus • data MANIA

## 5 billion terabytes of data produced and exchanged for which company?

It was the plot of an episode of the British series *Black Mirror*. It was 1984, anticipatory novel of a totalitarian and technological society. By 2020, as announced in 2014, China will put in place a rating system for its population that will take the form of a social credit.

You are a Chinese citizen, all your behaviors will be noted: Smoking? Cross the street at the red light? Bad grade. Flatter the Chinese regime and its economy, however, will give you points. Mobility will be at the heart of the system: you are poorly rated, the Chinese state may prohibit you access to airplanes and trains.


It was predictable the "Big data" is at the service of totalitarian regimes. It is time to question the use of our data and to address ethical issues.

Artists and designers have fully understood the potential of datas as a subject and are becoming more and more involved in their work.

---

### • Ethics of the data •

Other visual and aesthetic representation of the data, the artist addresses the art in his criticism and political dimension. Of course, we are thinking of China, an illustration of the worst, but also the many debates related to the use of data.



([http://decalab.fr/wp-content/uploads/2018/05/The-Architecture-radio\\_Richard-Vijgen.jpg](http://decalab.fr/wp-content/uploads/2018/05/The-Architecture-radio_Richard-Vijgen.jpg))  
The Architecture Radio - Richard Vijgen

In the space of the EDF Foundation an exhibition curated by David Bihanic (PhD) designer, with a real look and expertise of the data, brings together a dozen artists whose works use the data as material of creation.

There is *Casino Las Datas* by Albertine Meunier, Filipe Vilas-Boas and Sylvia Fredriksson. This Casino 2.0 materializes the Internet space where everyone plays to entrust his data, with almost nothing to win, a massive entertainment space as the artists name. The system is simple: according to the data they agree to deliver - email, phone number, twitter ID, etc. - visitors get a bucket of chips that they can then spend on machines. A nice wink full of humor and at the same time a critical posture of the use of our data.




([http://decalab.fr/wp-content/uploads/2018/05/casino-Las-datas\\_AMeunier4-e1526289052495](http://decalab.fr/wp-content/uploads/2018/05/casino-Las-datas_AMeunier4-e1526289052495))  
Las Datas Casino - Albertine Meunier, Filipe Vilas-Boas and Sylvia Fredriksson

- **Materialization and narrative of the data** •



([http://decalab.fr/wp-content/uploads/2018/05/Income-Equality\\_Herwig-Scherabon.jpg](http://decalab.fr/wp-content/uploads/2018/05/Income-Equality_Herwig-Scherabon.jpg))  
*Income inequality Los Angeles, New York, Chicago, Paris* - Herwig Scherabon

Also in the exhibition *123 Data*, the Austrian artist Herwig Scherabon with his ***Income inequality*** series ***Los Angeles, Chicago, New York, Paris*** highlights the social inequalities, creating a new landscape built by the cartographic division of average incomes by city that he raises these parcels in height. The verticality of the cities then responds to the standard of living of the residents. The work thus questions the notions of territory and living together.



([http://decalab.fr/wp-content/uploads/2016/02/mchine\\_vagues\\_agnes\\_de\\_cayeux\\_decalab\\_photo\\_quentin\\_chevr4.jpg](http://decalab.fr/wp-content/uploads/2016/02/mchine_vagues_agnes_de_cayeux_decalab_photo_quentin_chevr4.jpg))

1024 beaches and cables • wave machine • prototype developed at the 3rd Place of Orange Gardens as part of the Art Factory residence • *underwater links* installation of Agnès de Cayeux.

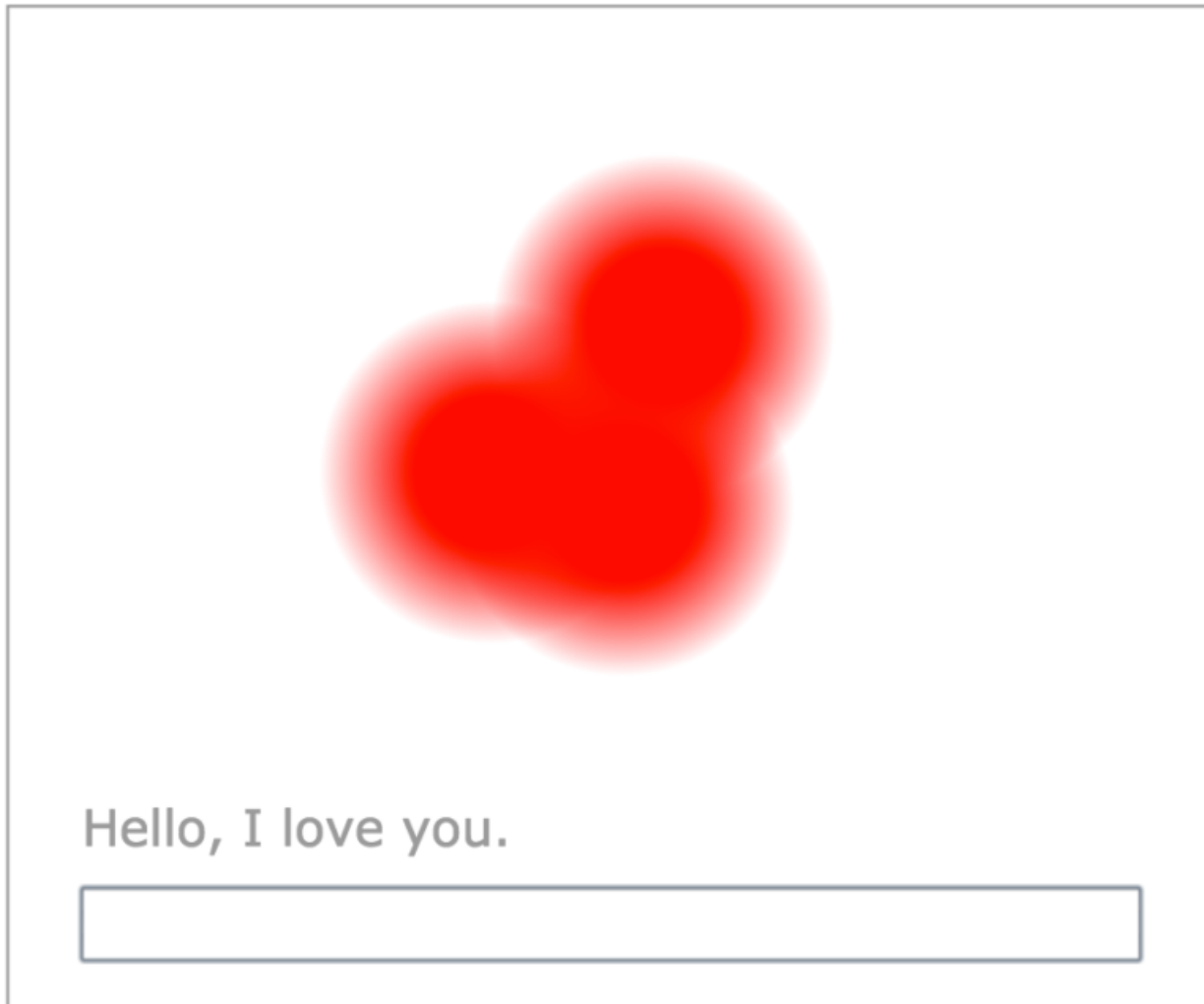
In residence at Orange in the Art Factory program developed by Décalab, the artist Agnès de Cayeux, with her work *Liaisons sous-marines*, explored the materiality of the network by going to meet the submarine cables through which 90% transit network data. A poetic tale of our data with background figure the *digital native*, human ghost in this world of data.

**Data and algorithms govern our lives even in our loves. The Charlot Gallery invites us as of May 17, 2018 to explore the new relationships created by sites and dating apps .**

## • Data s and love •

The Charlot Gallery exhibits several international artists to invite us to analyze our behavior vis-à-vis e-mail connection systems and to explore the new directions of modern romanticism (sic).

See Antoine Schmitt with his interactive installation *Deep Love* .



(<http://decalab.fr/wp-content/uploads/2018/05/deeploveEN.png>)

Installation 'Deep Love' - Antoine Schmitt

Artists on display: *Mediengruppe Bitnik, Adam Basanta, Olga Fedorova, Zach Gage, Tom Galle, Thomas Israel, Moises Sanabria, Antoine Schmitt, Jeroen van Loon, Addie Wagenknecht & Pablo Garcia, John Yuy*

**We will finish this little tour of data with Albertine Meunier,  
dadaist dataist :**

## French Data Touch



*DataTouch DataTouch*

*Data I took my shower*

*BabaDouche BabaDouche*

*Full of Big Data Ladle*

*Gafa Touch Gafa Touch ...*

*Gafa I took the Fly*

*You really store on me*

*You do not think you're exaggerating*

*You warm everything up on me*

*You really do not care*

### For further :

- Focus Issue • "Big Brother Looks At You": How China Notes Its Citizens (<http://www.france24.com/fr/20180508-focus-chine-big-brother-protection-donnees-notation-citoyens-surveillance-parti-communiste>)

- Exhibition 1.2.3 data at the EDF Foundation From May 4 to October 06, 2018 : [fondation.edf.com/expositions/1-2-3](http://fondation.edf.com/expositions/1-2-3) (<http://fondation.edf.com/fr/expositions/1-2-3>)
  - Albertine Meunier's website : [albertinemeunier.net](http://albertinemeunier.net/) (<http://albertinemeunier.net/>)
  - Agnès de Cayeux's website : [agnesdecayeux.fr](http://agnesdecayeux.fr) ([http://agnesdecayeux.fr/AdC\\_site/index.htm](http://agnesdecayeux.fr/AdC_site/index.htm))
  - The article about Agnès de Cayeux's work "Twenty thousand cables under the sea" : [makery.info/vingt-mille-cables-sous-les-mers](http://makery.info/vingt-mille-cables-sous-les-mers) (<http://makery.info/vingt-mille-cables-sous-les-mers/>)
  - *Data Dating* Exhibition at the Charlot Gallery : [galeriecharlot.com/Data-Dating](http://galeriecharlot.com/Data-Dating) (<https://www.galeriecharlot.com/fr/expo/152/Data-Dating>)
- 

### The Decalab archives:

- "Data dramatization" (<http://decalab.fr/projet/projet-4/>) , the program organized by Décalab in partnership with the Google Institute of Cultural Institute.
- Link to the program of "Data dramatization": [program Data dramatization](http://decalab.fr/wp-content/uploads/2018/05/programme-Data-dramatization.pdf) (<http://decalab.fr/wp-content/uploads/2018/05/programme-Data-dramatization.pdf>)
- Our trend book ART & DESIGN DES DATA (<http://decalab.fr/projet/art-et-design-des-data/>)



← PREVIOUS POST

(<http://decalab.fr/a-voir-absolument-lexposition-du-duo-art-oriente-objet/>)

NEXT POST →

(<http://decalab.fr/mediation-numerique-a-emporter/>)

**Decalab** // 4 rue François Bellouvre, Malakoff

Legal notice (<http://decalab.fr/mentions-legales/>)